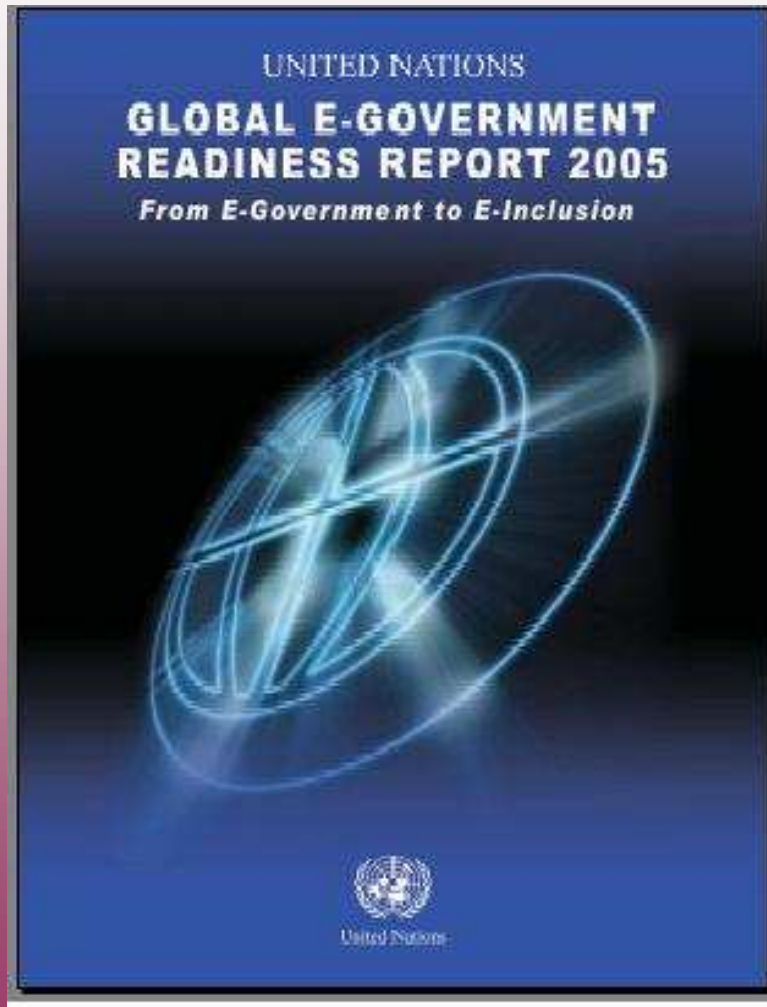


UN Global E-government Readiness Report 2005: From E-government to E-inclusion



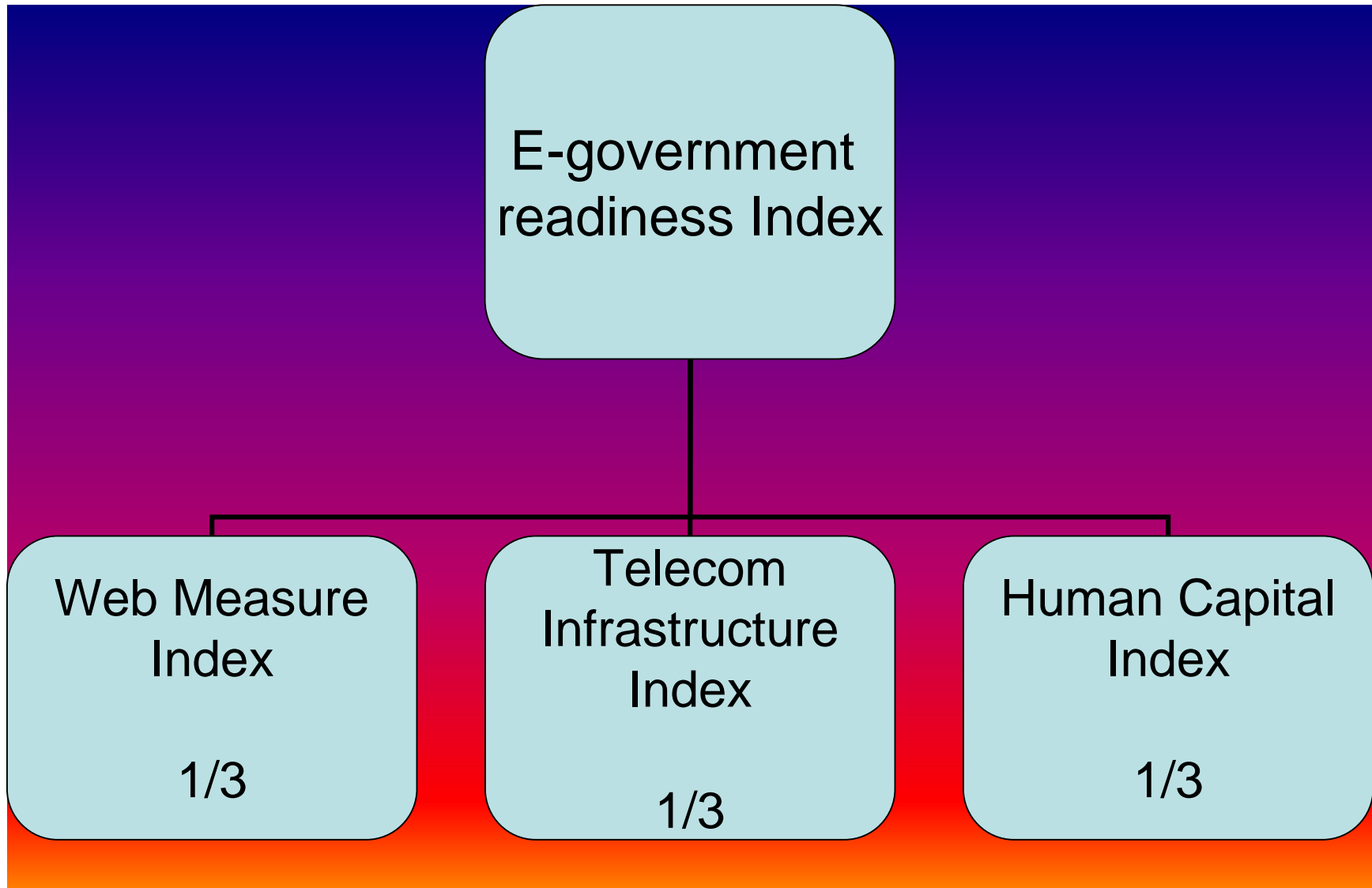
Guido Bertucci
Director

**Division for Public Administration
and Development Management
(DPADM)**

**Department of Economic and
Social Affairs (DESA)**

United Nations

The E-government Readiness Index is a composite index comprising the Web measure index, the Telecommunication Infrastructure index and the Human Capital index.



Telecommunication Index

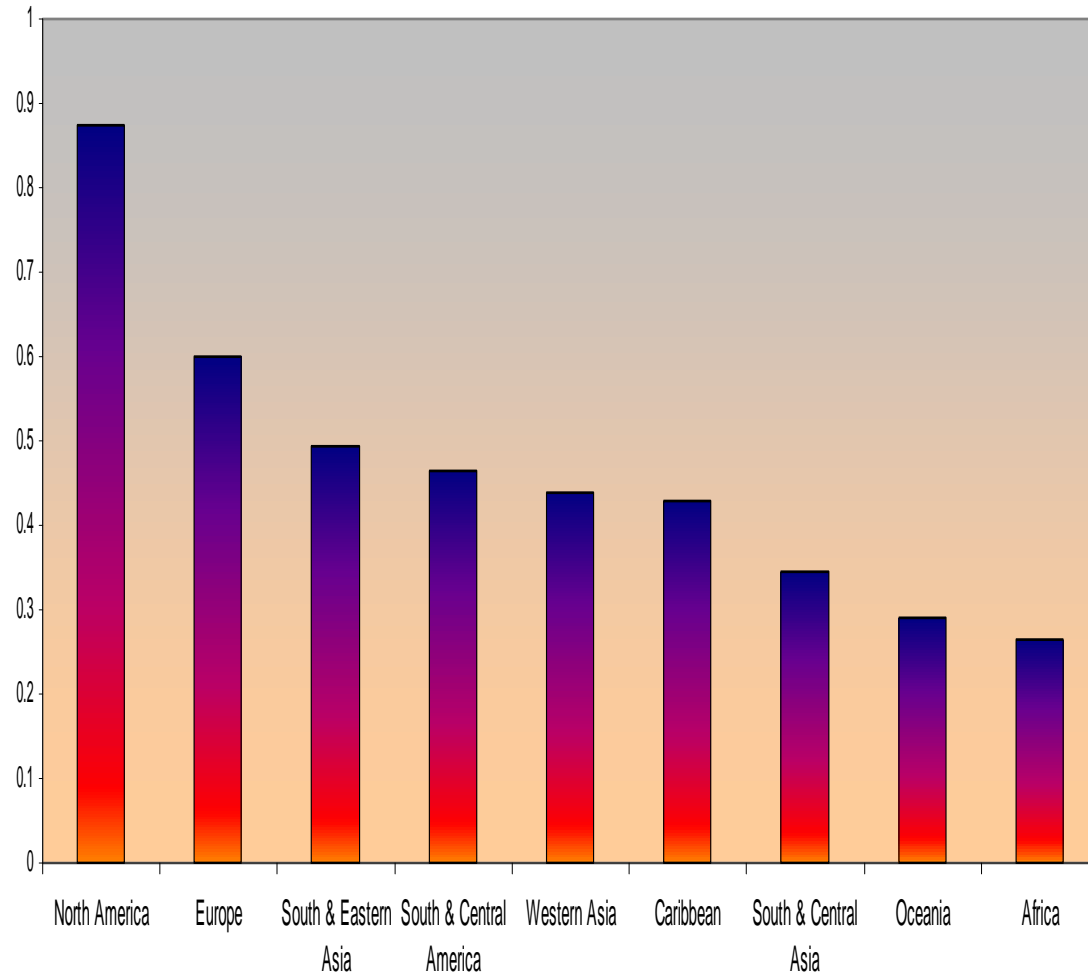
The telecommunication infrastructure index is a composite weighted average index of six primary indices based on basic infrastructural indicators that define a country's ICT infrastructure capacity:

- PC Index
- Telephone Index
- Mobile phone Index
- Internet Index
- Online population
- TV Index

Human capital index

Human capital index is a composite of the adult literacy rate and the combined primary, secondary and tertiary gross enrolment ratio, with two thirds weight given to adult literacy and one third to the gross enrolment ratio.

UN Global Survey 2005 Results: E-government readiness across regions



- The regions of Northern America and Europe show the highest e-readiness followed by South and Eastern Asia
- Countries in South and Central America increased their readiness index by 1.34% and 2.64% respectively, from 2004 to 2005
- In 2005 countries comprising Western Asia have done very well pulling up the aggregate index to 0.4384 and surpassing the Caribbean region at 0.4282 (which was the fifth highest region in 2004).
- E-government readiness in Africa, though marginally higher than in 2004, is the lowest in the world.

Global e-Government Readiness: Top 20 countries

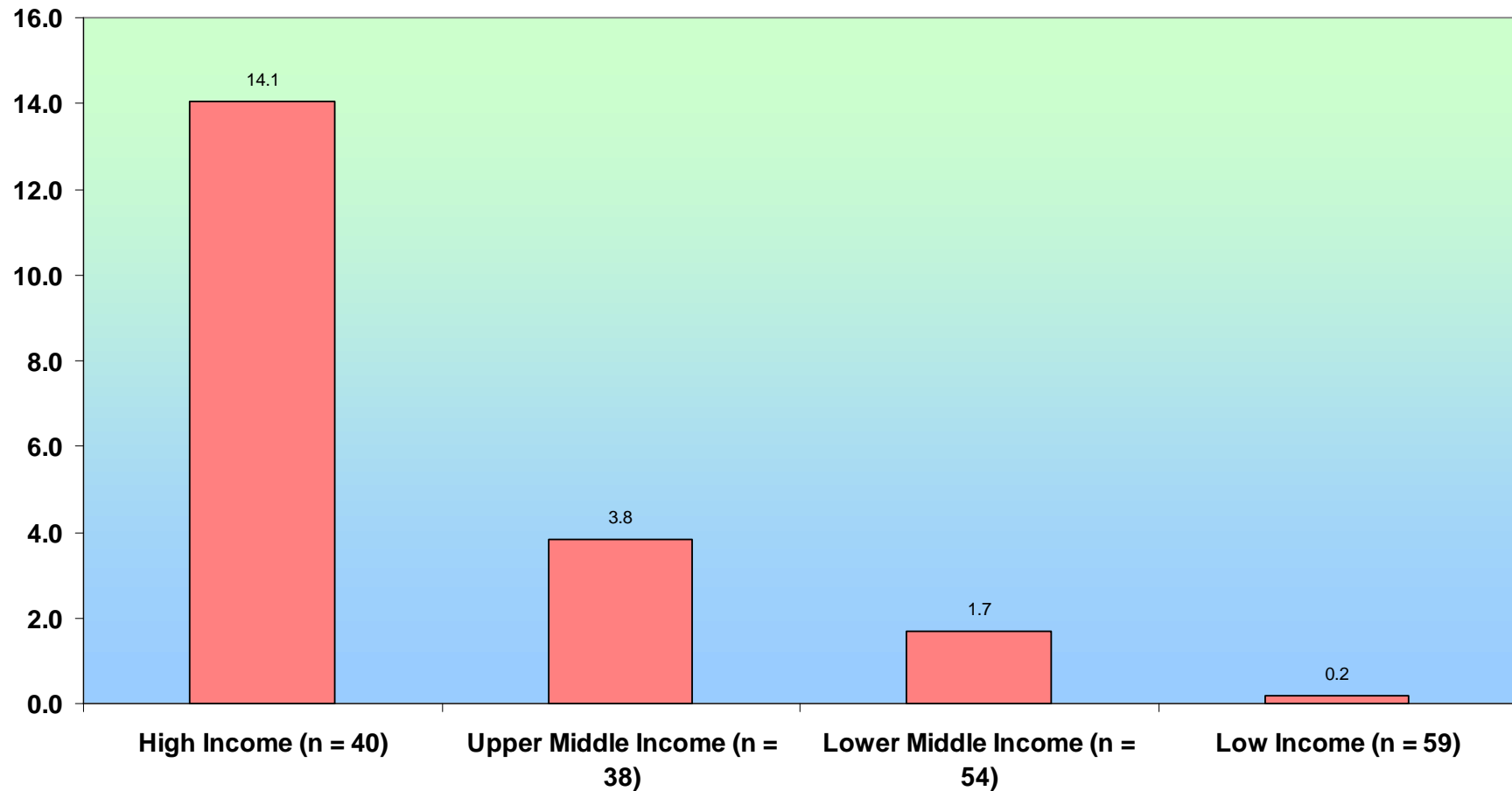
	COUNTRY	INDEX (2005)
1.	United States	0.9062
2.	Denmark	0.9058
3.	Sweden	0.8983
4.	United Kingdom	0.8777
5.	Republic of Korea	0.8727
6.	Australia	0.8679
7.	Singapore	0.8503
8.	Canada	0.8425
9.	Finland	0.8231
10.	Norway	0.8228
11.	Germany	0.8050
12.	Netherlands	0.8021
13.	New Zealand	0.7987
14.	Japan	0.7801
15.	Iceland	0.7794
16.	Austria	0.7602
17.	Switzerland	0.7548
18.	Belgium	0.7381
19.	Estonia	0.7347
20.	Ireland	0.7251

E-government readiness in Latin America

	<i>Country</i>	<i>Index</i>	<i>Rank</i>
1	Chile	0.6963	22
2	Mexico	0.6061	31
3	Brazil	0.5981	33
4	Argentina	0.5971	34
5	Uruguay	0.5387	49
6	Colombia	0.5221	54
7	Venezuela	0.5161	55
8	Peru	0.5089	56
9	Panama	0.4822	64
10	Costa Rica	0.4612	70
11	El Salvador	0.4225	78
12	Bolivia	0.4017	85
13	Guyana	0.3985	89
14	Ecuador	0.3966	92
15	Belize	0.3815	97
16	Guatemala	0.3777	100
17	Paraguay	0.362	107
18	Suriname	0.3449	110
19	Nicaragua	0.3383	113
20	Honduras	0.3348	115

Chile leads in the region, followed by Mexico, Brazil and Argentina.

Average score of countries by income group: Stage IV Transactional presence



E-participation Index

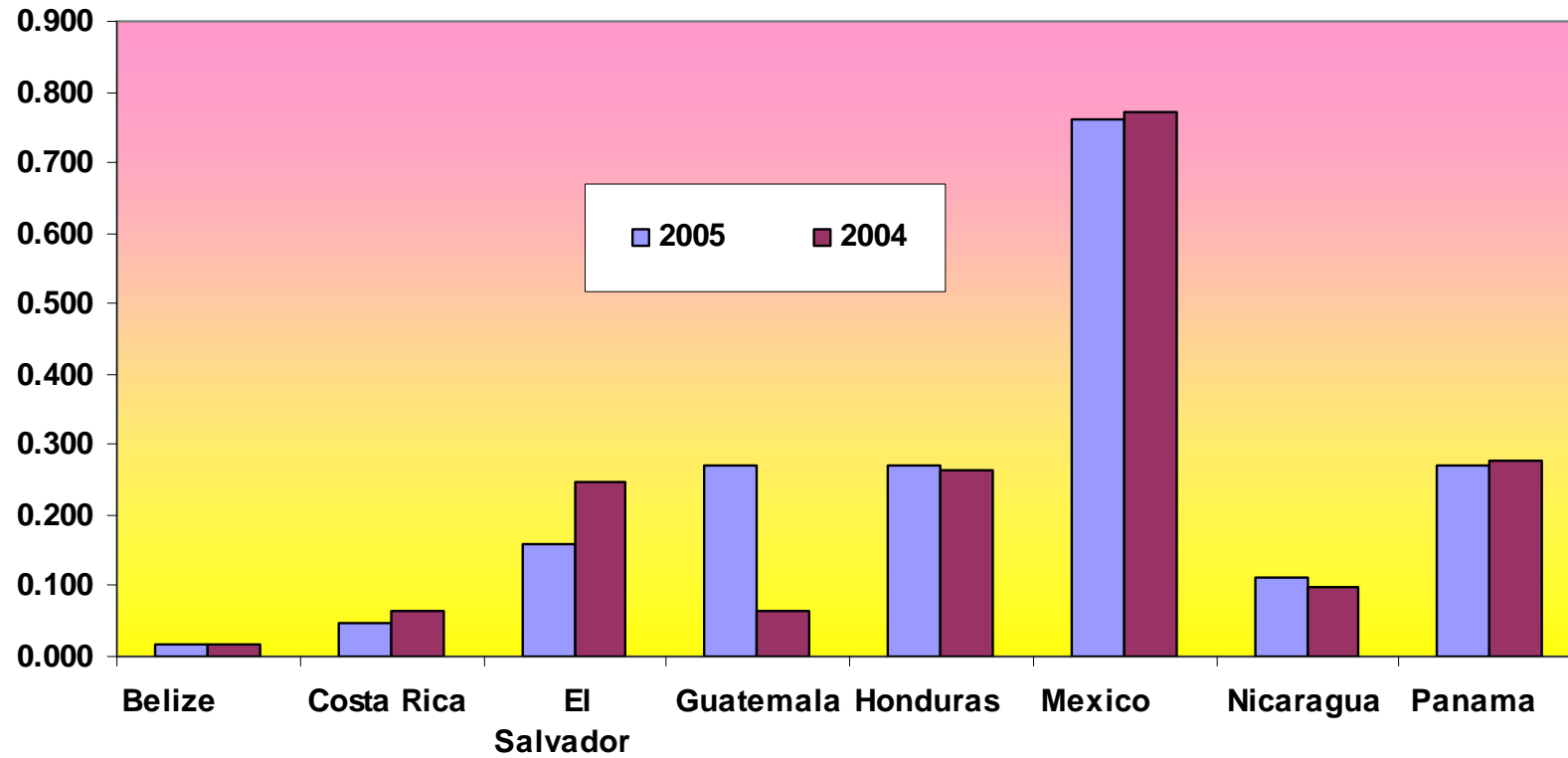
- E-Participation index is a qualitative assessment of the quality, relevance and usefulness of government websites in providing online participatory tools to the people.

E-participation Index: top 10 countries

NO.	COUNTRY	INDEX 2005
1	United Kingdom	1.0000
2	Singapore	0.9841
3	United States	0.9048
4	Canada	0.8730
5	Republic of Korea	0.8730
6	New Zealand	0.7937
7	Denmark	0.7619
8	Mexico	0.7619
9	Australia	0.7143
10	Netherlands	0.6984

- The United Kingdom scores the highest and forms the comparator for the relative performance of all other countries.
- It is followed by Singapore and then the United States
- **Mexico ranks 8th among global leaders in e-participation**

E-participation in Central America

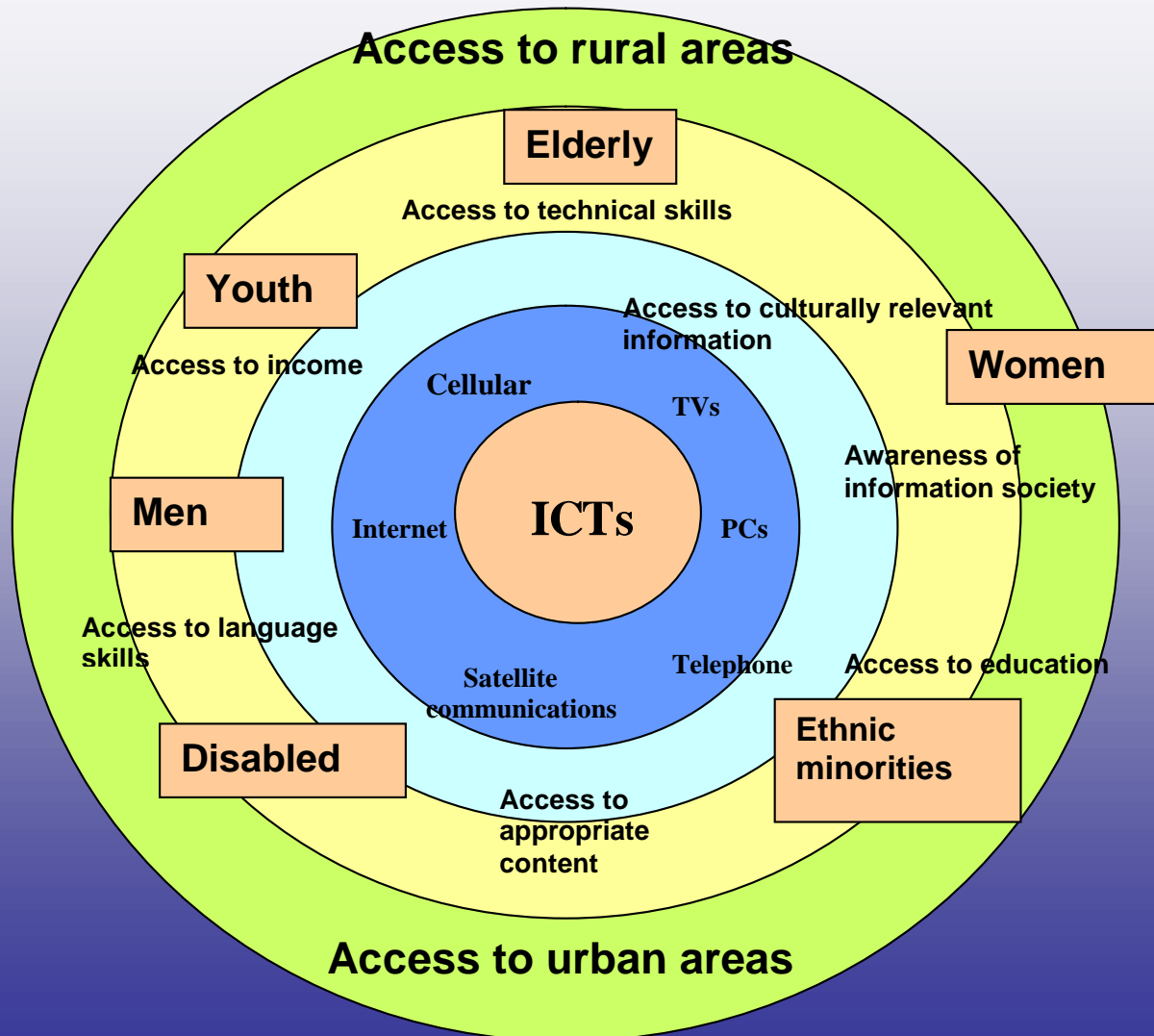


E-inclusion goes beyond e-government.

The UN Global E-government Readiness Report 2005 defines e-inclusion as the use of modern information technologies to address issues of:

- i) access-divide and inclusion; and
- ii) promoting opportunities for economic and social empowerment of the citizen.

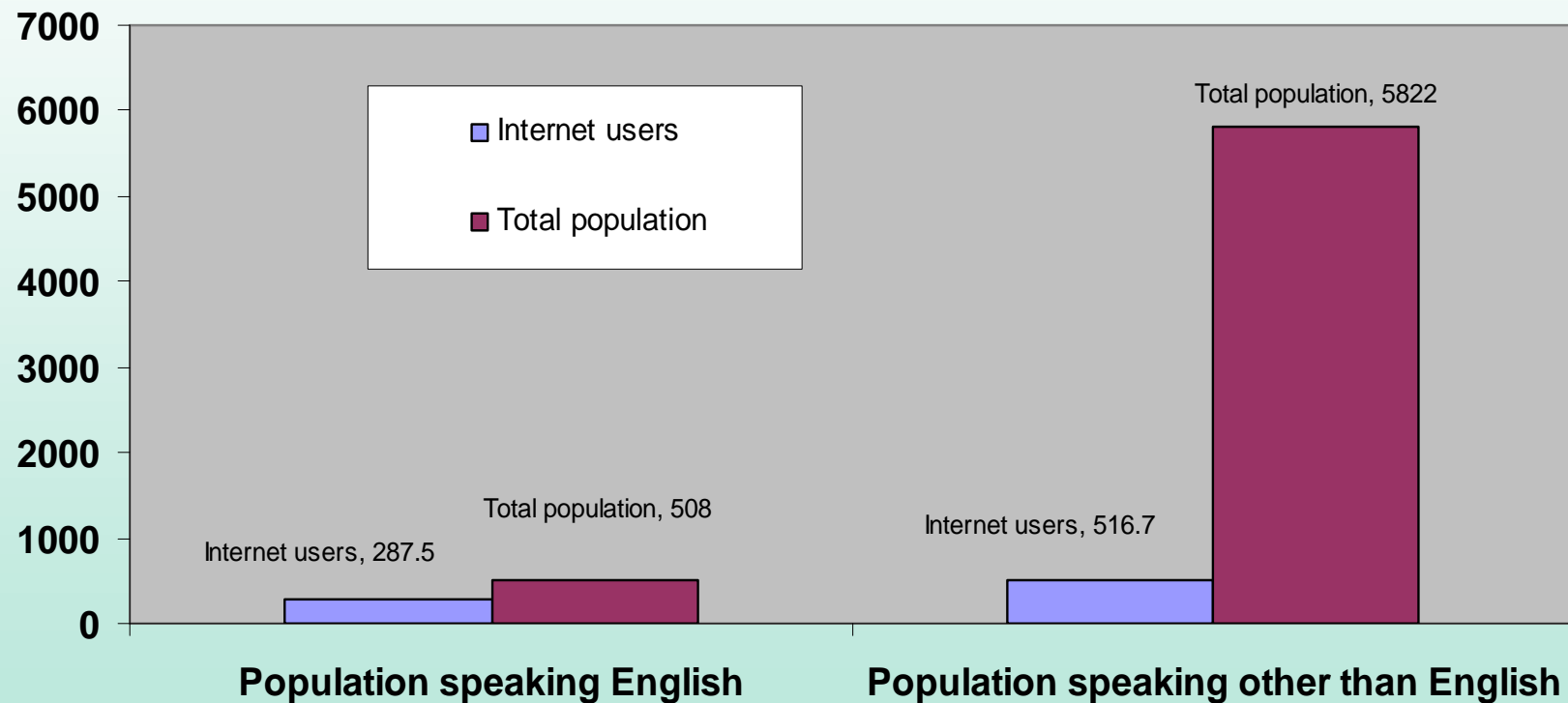
A Model of E-inclusion



Indicators of education and innovation in selected countries

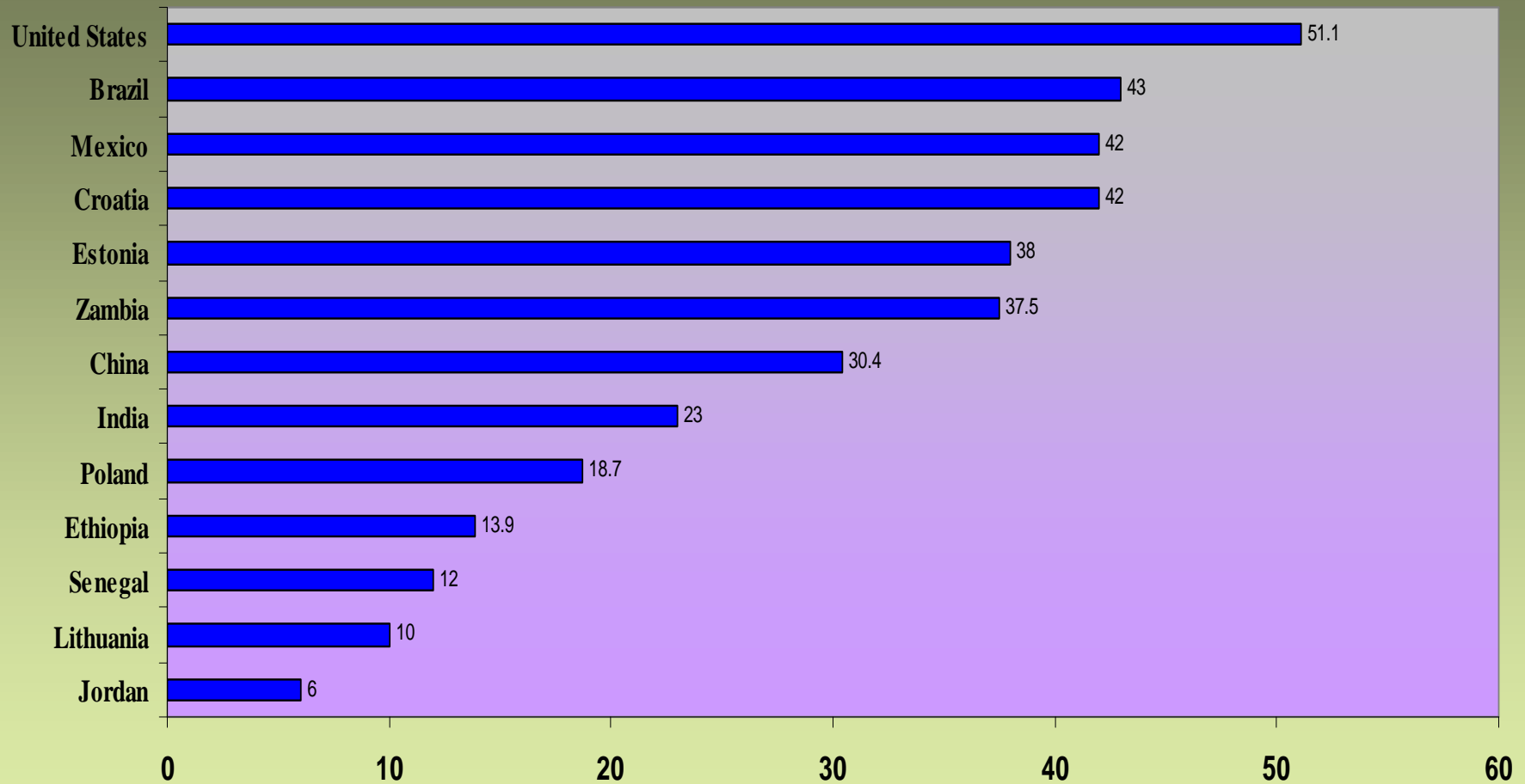
	Country	GDP per capita	Public spending as % of GDP	Human development Index	Internet access in schools	Scientific & Technical journal articles /million pop
1	USA	37352	4.9	0.94	6.0	586.8
2	Denmark	31630	8.3	0.93	6.0	776.7
3	Netherlands	29412	4.8	0.94	5.7	660.6
4	Australia	29143	4.6	0.95	6.2	660.4
5	UAE	19429	1.9	0.82	..	41.9
6	Mexico	9136	4.4	0.80	3.4	23.7
7	China	4995	2.2	0.75	3.5	9.3
8	Philippines	4321	3.2	0.75	3.5	2.2
9	Egypt	3950	4.7	0.65	3.9	18.3
10	Madagascar	808	2.5	0.47	1.5	..

English language domination of the web excludes many



Source: UN Global E-government Report 2005.

Women as percentage of Internet Users



UN KNOWLEDGE BASE

The screenshot shows a web browser window titled "United Nations E-Government Readiness Knowledge Base - Microsoft Internet Explorer". The address bar shows "http://www.unpan.org/egovkb/". The website header features the United Nations logo and the text "UNITED NATIONS Government Readiness Knowledge Base". Below the header is a navigation menu with buttons for "About", "Overview", "Data Center", "Global Reports", "Regional Reports", and "Resources".

SEARCH

FOCUS ON

Global E-Government Readiness Report 2005

The UN Global E-Government Readiness Report 2005 provides the latest global comparative ranking and presents the Socially Inclusive Governance Framework. [Read More](#)

COMPARE COUNTRIES GRAPH IT!

COUNTRY PROFILES

E-Readiness Overview

Select Country

[View Profile](#)

UN E-Government Readiness Knowledge Base

The United Nations welcomes you to our interactive Knowledge Base (UNKB) of global e-government information and data. The Knowledge Base was created by the [Division for Public Administration and Development Management \(DPADM\)](#) of the [United Nations Department of Economic and Social Affairs \(UNDESA\)](#) to provide governments and all members of civil society easy access to this valuable information for research, education and planning purposes.

We invite you to use the interactive Knowledge Base to view, sort, and print information from the UN E-Readiness [Data Center](#), or download copies of the annual (2003, 2004, 2005) [United Nations Global E-Readiness Report and Survey](#), the primary source of data for the Knowledge Base. For more about the Knowledge Base [click here](#)

Browse Data Center, Select Region:

SPOTLIGHT

Ukraine bypasses transactional stage to networked presence

While e-government implementation is often incremental, piece-by-piece and stageby-stage, Ukraine's online presence proves that this need not be the case as it has completely bypassed the transactional stage in favor of networked presence, which is the foundation for e-participation. [Read More](#)

FAST FACT

Primary Site Language

Out of **177** countries with national websites surveyed, **65** countries had **English as the primary site language.**

Copyright © 2006, United Nations. All Rights Reserved. [Terms of Use](#)

Internet

United Nations E-Government Readiness Knowledge Base - Microsoft Internet Explorer

Address <http://www.unpan.org/egovkb/datacenter/CountryView.aspx>

Home Sitemap | About UNKB

UNITED NATIONS
eGovernment Readiness
 Knowledge Base

About Overview **Data Center** Global Reports Regional Reports Resources

Data Center

- Country Data
- Regional Data
- Graph II

SEARCH

COMPARE COUNTRIES
 GRAPH IT! ▶

COUNTRY PROFILES

E-Readiness Overview

Select Country

[View Profile](#)

Country Data View [print this](#)

View, Sort, Chart, Export and Print Country Level E-Readiness Data. For more information about the data please visit the [E-Government Overview](#) section.

View: Rank: E-Readiness WORLD [Chart Top 25](#) [Export All Data](#)

>> 191 records returned for this search request

Country	E-Readiness 2005	Rank 2005	Rank 2004	Rank Change
United States	0.9062	1	1	--
Denmark	0.9058	2	2	--
Sweden	0.8983	3	4	+1 ↑
United Kingdom	0.8777	4	3	-1 ↓
Korea, Rep. of	0.8727	5	5	--
Australia	0.8679	6	6	--
Singapore	0.8503	7	8	+1 ↑
Canada	0.8425	8	7	-1 ↓
Finland	0.8231	9	9	--
Norway	0.8228	10	10	--

1 2 3 4 5 6 7 8 9 10 ...

View: 10 records per page

Internet

United Nations E-Government Knowledge Base - Microsoft Internet Explorer

Address: <http://www.unpan.org/egovkb/ProfileCountry.aspx?ID=75>

Home | Sitemap | About UNKB

UNITED NATIONS
Government Readiness
 Knowledge Base

Government

About Overview **Data Center** Global Reports Regional Reports Resources

Data Center

[Country Data](#)
[Regional Data](#)
[Graph IT](#)

SEARCH


COMPARE COUNTRIES
 GRAPH IT! ▶


COUNTRY PROFILES

E-Readiness Overview

Select Country ▼

[View Profile](#) ▶

 **Hungary** [print this](#)


 With permission from the United Nations Cyberschoolbus © 2005

Country Data Comparison

Compare to: World Average ▼

E-Readiness Index ?

Hungary: 0.654
 World Average: 0.427

Web Measure Index ?

Hungary: 0.704
 World Average: 0.358

Infrastructure Index ?

Hungary: 0.307
 World Average: 0.179

Human Capital Index ?

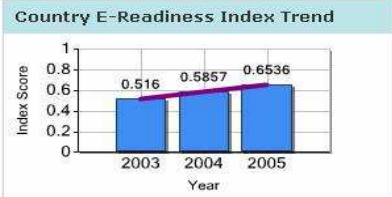
Hungary: 0.950
 World Average: 0.713

E-Participation Index ?

Hungary: 0.381
 World Average: 0.153

[COMPARE MORE](#)

Country E-Readiness Index Trend



Year	Index Score
2003	0.516
2004	0.5857
2005	0.6536

Country At-a-Glance

Website: <http://www.magyarszazag.hu>

Region: [Europe](#)

Sub-region: [Eastern Europe](#)

Income *: Upper middle income

Population: 10,20 million

E-Readiness Rank: 27 out of 180

* Income data refer to World Bank classifications

THANK YOU !